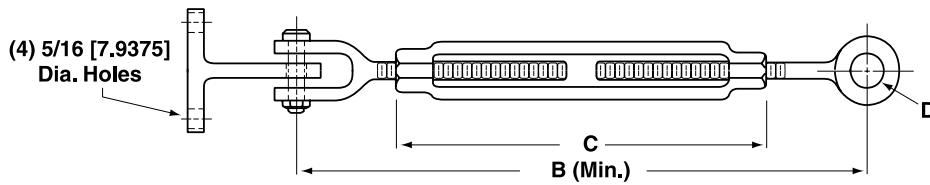


TCB 7 AND GUARD COMBINATION

Note: Dimensions in INCHES [MM]

MODEL	A	B	C	D	E*	F	G	H	J	K	L	M	N	P
TCB 7	Ø 9.25 Ø [235]	5.32 [135]	4.38 [111]	.03 [0,76]	.25 STD [6,35]	1.41 [35,8]	1.000 ⁺⁰⁰¹ _{-.000} [25,4 ^{+0,03} _{-.000}]	4.25 [108,0]	2.41 [61,2]	3.23 [82,0]	4.16 [105,7]	10.23 [259,8]	4.87 [123,6]	5.71 [145,1]

* Bored-to-size rotors available upon request. See Bore & Keyway Dimensions.



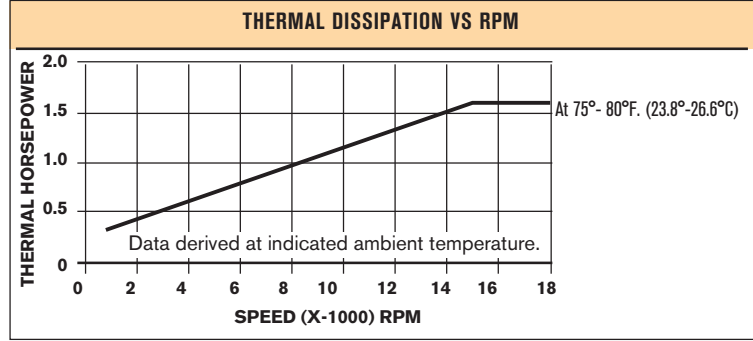
TORQUE ARM				
Dimension	A	B	C	D.
CUSTOMARY, INCH	14-3/8	10-3/8	7-1/8	17/32
METRIC, MM	[365,13]	[263,53]	[180,98]	[13,49]

TCB 7

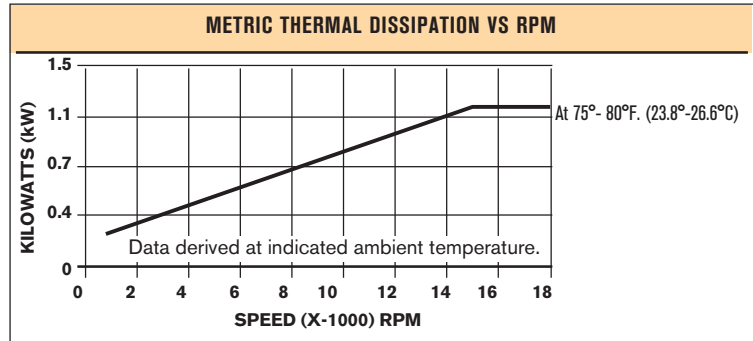
Tension Control Brakes

TCB 7 TORQUE (INCH POUNDS)				
Number of Calipers	Coefficient of Friction			
	0.15 (LoCo)		0.35 (Std)	
	80 PSI	1 PSI	80 PSI	1 PSI
1	80	2	140	4
2	160	4	280	8
3	240	6	420	12

Note: Rated torque may vary depending on operating conditions. Friction coefficients are nominal



TCB 7 TORQUE (NEWTON METERS)				
Number of Calipers	Coefficient of Friction			
	0.15 (LoCo)		0.35 (Std)	
	550 kPa	7 kPa	550 kPa	7 kPa
1	9	0,2	16	0,5
2	18	0,5	32	0,9
3	27	0,7	48	1,4



TCB 7 ORDERING INFORMATION						
Model	Product Number	Speed Up To RPM [MM]	Coefficient of Friction	Hub Bore Diameter INCHES [MM]	Rotor Inertia Lb.Ft² [Kgm²]	Shipping Wt. lbs. [Kg]
TCB 7	835122	4000	0.35 (Std.) [9]	1,125 [28,575]	0.197 [0,008]	16.0 [0,51]
TCB 7	835129	4000	0.22 (LoCo) [5,58]	1,125 [28,575]	0.197 [0,008]	16.0 [0,51]

TCB 7 ACCESSORIES			
For Model	Product Number	Description	Shipping Wt. lbs. [Kg]
TCB 7 with Std. Bore	835123	Bushing 0.75" (19,05 mm) Bore	1.0 [0,45]
	835124	Bushing 0.875" (22,23 mm) Bore	1.0 [0,45]
	835125	Bushing 1.0" (25,40 mm) Bore	1.0 [0,45]
	835165	Torque Arm (For TCB 7 only)	1.0 [0,45]
	835127	Facing Kit, Standard	1.5 [0,68]
	835128	Facing Kit, LoCo	1.5 [0,68]
	835186	Guard	15.0 [6,80]